

Ahmednagar Jilha Maratha Vidya Prasarak Samaj's

New Arts, Commerce and Science College, Shevgaon



INTERNAL QUALITY ASSURANCE CELL

CRITERION-1: Curricular Aspects



1.4 FEEDBACK SYSTEM

2017-18

TABLE OF CONTENTS

Sr. No.	Particulars	Page Number
1	Brief Write Up and Feedback Process	3
3	Sample Feedback forms List	4
4	Feedback Analysis	5-34




PRINCIPAL
New Arts Commerce & Science College
Shevgaon, Dist. Ahmednagar

1. BRIEF WRITE UP ON FEEDBACK PROCESS OF THE INSTITUTION

Feedback System :

The College has its own feedback system . The structured feedback forms are obtained from the stake holders' viz. Students, Teachers, Alumni and Parents annually . The Feedback Committee Coordinator distributes blank feedback forms to every department at the beginning of the second term . The head of the concern department distribute them to the stakeholders and collect them once they are filled . Usually feedback forms are obtained in the month of February and March .

Table Indicating Feedback Process of the College				
Stakeholders				Feedback Process
INTERNAL QUALITY ASSURANCE CELL				
Stakeholders				Feedback Process
Parents	Students	Teachers	Alumni	Feedback Form Collection
				Feedback Analysis
				Meetings
				Action Taken Report (ATR)

SAMPLE FEEDBACK FORMS 2018-19

Sample feedback forms filled by Teachers on curriculum, Students on Teacher' s Performance and Curriculum and College Facilities, Parents on Teaching Learning Activities and Alumni on College are given below :

1. Feedback from Faculty / Teachers
2. Teachers Evaluation by Students
3. Evaluation of College by Students
4. Evaluation of College by Parents
5. Alumni Feedback

3. FEEDBACK ANALYSIS

Feedback forms from five department's viz. Geography, Commerce, BBA (CA), Chemistry and BCS from different stakeholders on different aspects have been taken for analysis. However, analysis of feedbacks on various aspects of all departments from 2017-18 is included for the analysis.

SAMPLE FEEDBACK ANALYSIS

3.1: Geography (BA/MA)

Academic Year : 2017-18

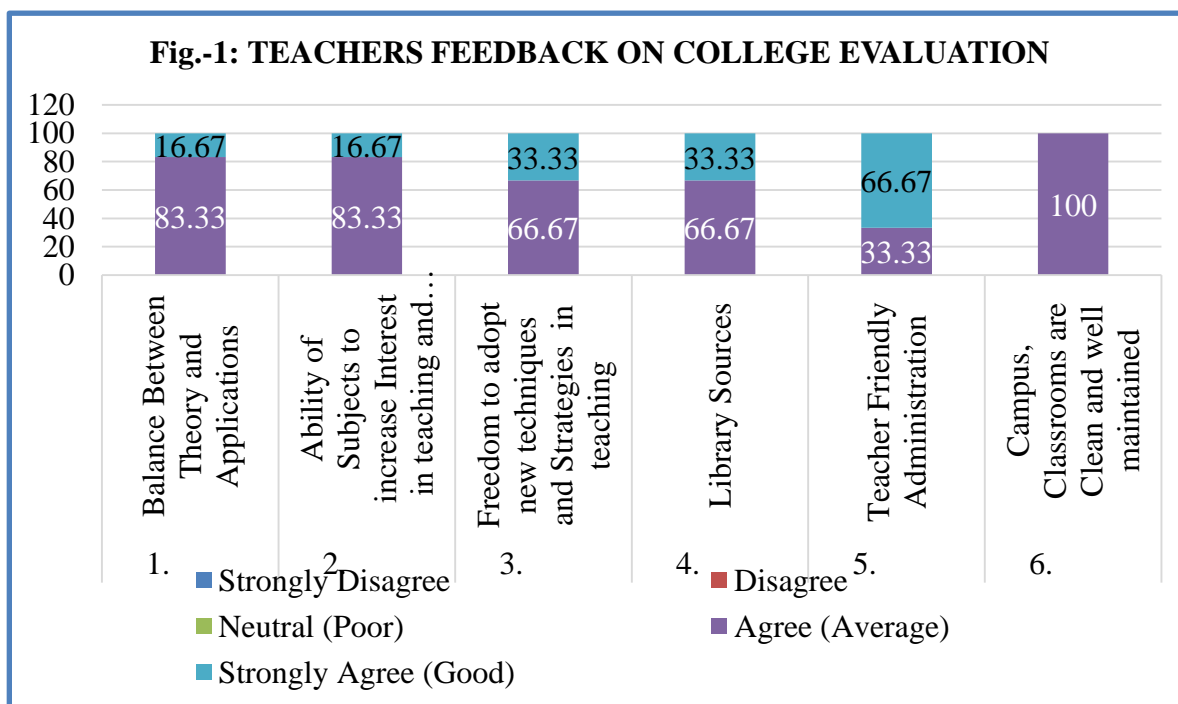
1) ANALYSIS OF TEACHERS FEEDBACK ON COLLEGE EVALUATION

Five teachers of Geography department have given in their feedback on following six parameters.

1. Balance Between Theory and Applications
2. Ability of Subjects to increase interest in teaching and Strategies in Teaching
3. Freedom to adopt new techniques and strategies in teaching
4. Library Sources
5. Teacher Friendly Administration
6. Campus, Classrooms are clean and well maintained

When we considered aspect wise feedback analysis it is prove from fig.-1 that, about 67 percent teachers strongly accepted that teachers' friendly administration is available in the college. Besides this, cent percent teachers said that, campus and classrooms are cleaned and well maintained. Balance between theory and applications should be maintain in syllabus.

The analysis of feedback is summarized in the figure-1. About 67 to 100 percentage of teachers are satisfied with the aspects of teaching considered for feedback and its analysis. Teaching faculty expressed their strongly satisfaction or agreement ranges between 17 to 67%.



2) ANALYSIS OF STUDENTS FEEDBACK ON TEACHERS

Sixteen students of the Department of Geography gave in their feedback on five teachers' performance. Feedback is taken on the following five aspects :

1. Punctuality of Teachers
2. Subject Knowledge
3. Use of Modern teaching aids
4. Linking of subject knowledge with life experience
5. Communication Skill

Table-1 : Analysis of Students Feedback on Teachers .

Sr. No	Rating	Mr. P.Y. Thombare	Mr. K.D. Kamble	Smt. Shital V. Hiwale	Mr. H.S. Shaikh	Mr. G.S. Jadhav
1	Average %	-	-	-	-	-
2	Good %		25	-	-	-
3	V.Good %	33	37.5	50	100	100
4	Excellent %	67	37.5	50	100	100

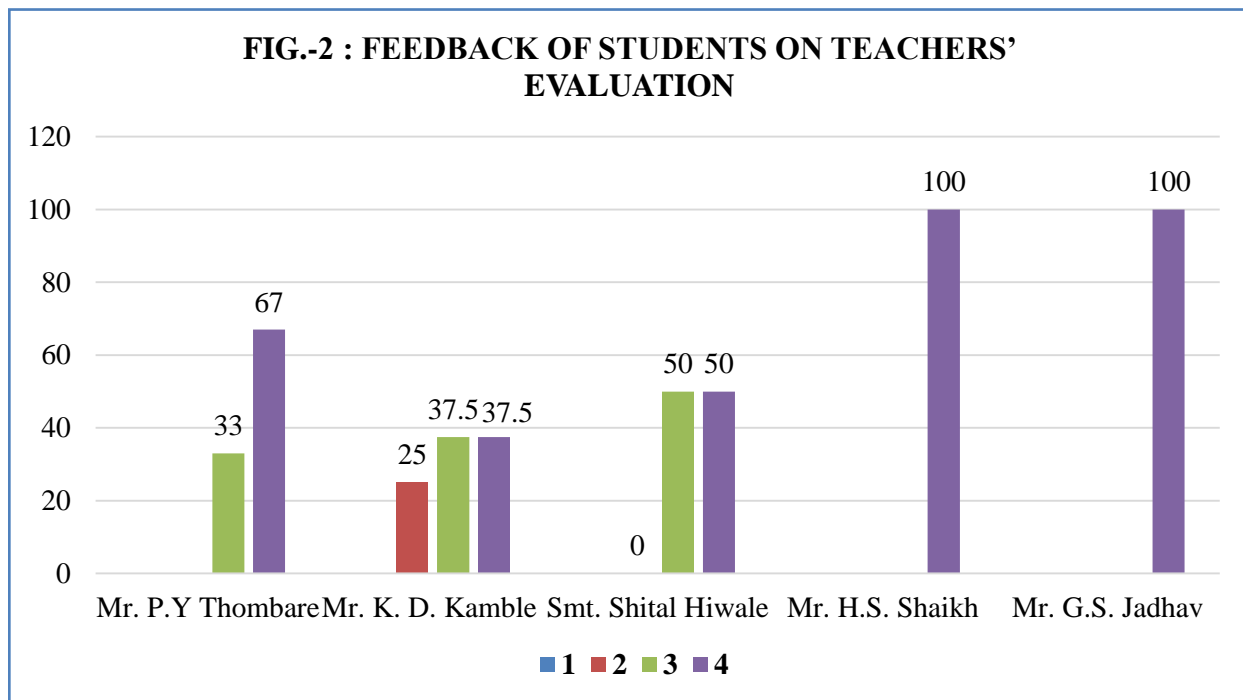


Table-1 and fig. -2 clearly shows that evaluation of Geography teachers from students in 2017-18. For this analysis, twenty-one students from Geography department were selected at random. Nine feedbacks received from students for evaluation of Mr. P. Y. Thombare, eight feedback for evaluation for Mr. K. D. Kambale. It was 2 feedback forms for Smt. Shital V. Hiwale, one feedback received from student each for Mr. G. S. Jadhav and Mr. H. S. Shaikh.

It is proven and summarised from Table-1 and fig.- 2 that, excellent score was assigned by 50 to 100 percent of students to teachers of Geography department. About 67 percent students assigned excellent score to Mr. P. Y. Thombare and excellent score also assigned by about 37 percent students to Mr. K. D. Kamble and 100 percent students to each of Mr. H. S. Shaikh and Mr. G. S. Jadhav. Around 33 % students give very good score to Mr. P. Y. Thombare and this score also assigned by more than 37 percent students to Mr. K. D. Kamble for overall five aspects. Shortly, it may be concluded from above discussion that, very good and excellent score has been given by students to teaching faculty of geography.

3) ANALYSIS OF FEEDBACK ON PHYSICAL FACILITIES :

Twelve students of the Department of Geography have given in their feedback on college evaluation on following four aspects .

1. Infrastructure
2. Parking
3. Drinking Water Facility
4. Sanitation Facility

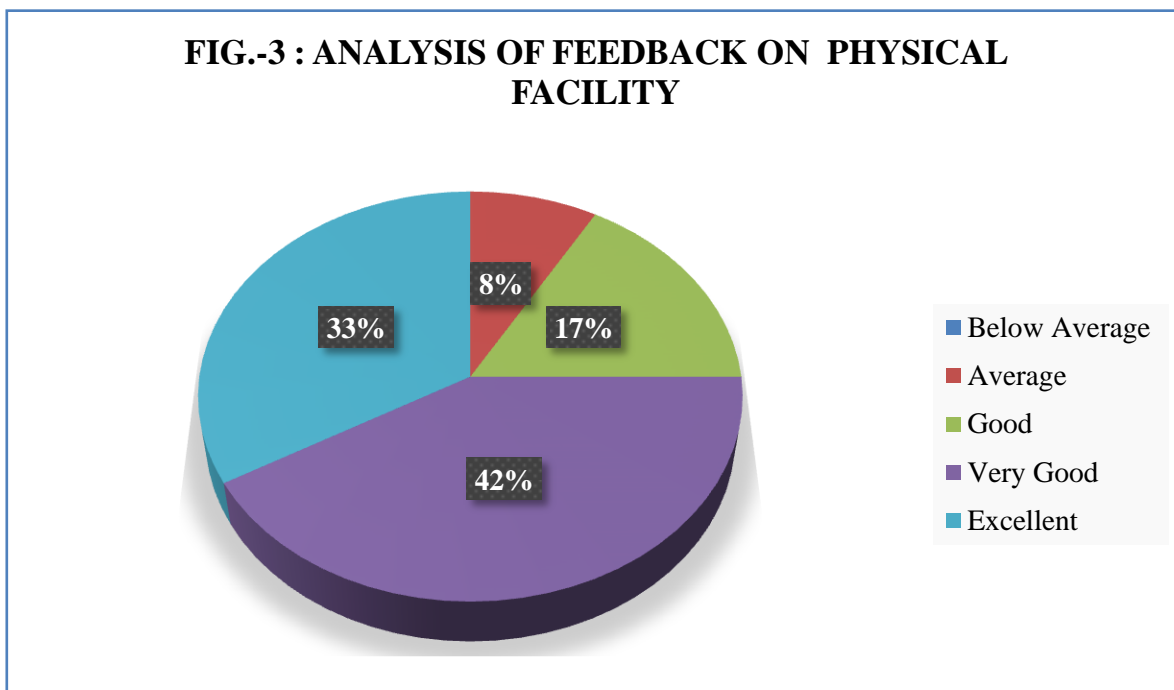


Fig.-3 summarized that, 33 % students have given excellent score to overall aspects of physical facilities. 42 % students have scored very good and 17 % good on four aspects of aspects of physical facilities.

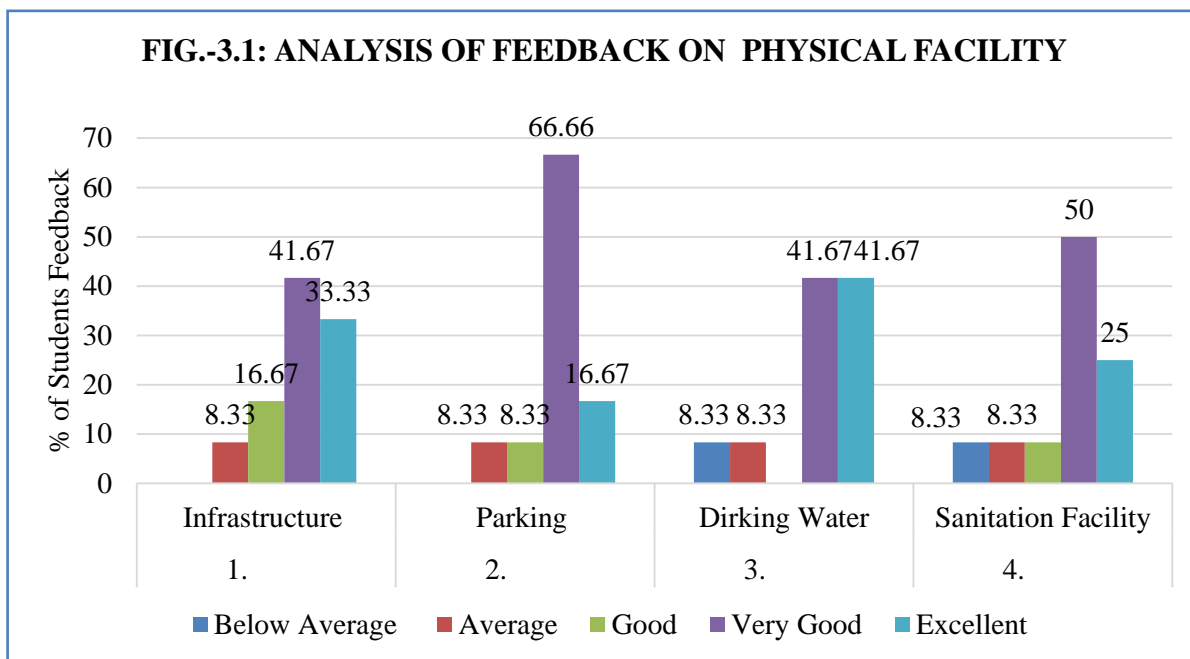


Fig.-3.1 illustrates an analysis of feedback of twelve students on four key aspects of physical facilities i.e. infrastructure, parking, drinking water and sanitation facilities. Ranging between 25% to 42% students have given excellent score and 42% to 67% students have given very good score to overall aspects of physical facilities.

4) ANALYSIS OF PARENTS FEEDBACK ON OVERALL COLLEGE

Parents of 13 Students enrolled to Department of Geography have given in feedback on overall college evaluation. Feedback is taken on following aspects.

1. College Campus
2. Admission Process
3. Teaching Staff
4. College Timing
5. Discipline

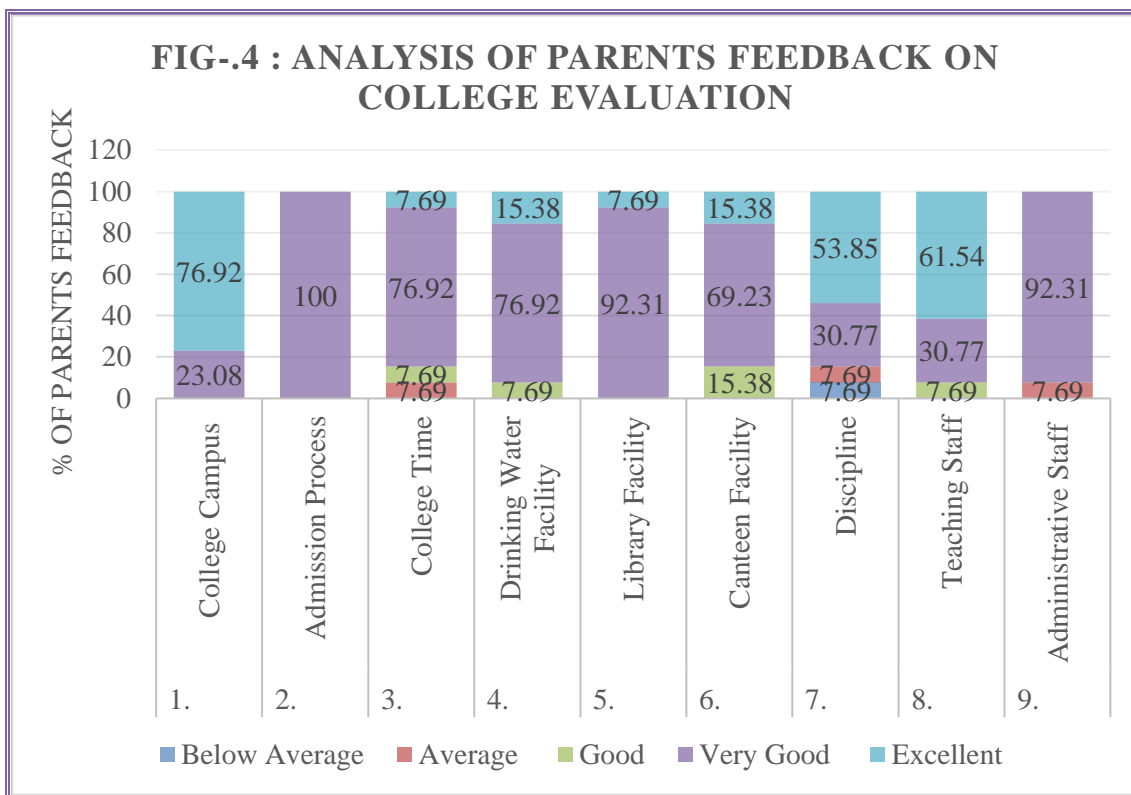


Fig. 4 clearly indicate that ranging between 23 to 100% and 8 to 61% parents assigned excellent score and expressed their satisfaction over the facilities in college campus, admission process, teaching, college timing and discipline by scoring it with very good and excellent respectively .

5) ANALYSIS OF ALUMNI FEEDBACK ON COLLEGE EVALUATION :

Ten Alumni of department of Geography gave in their feedback on overall college evaluation . Feedback is taken on following aspects :

1. Course that Alumni have Learned
2. Infrastructure and Lab Facility
3. Method of Teaching
4. Library Collection
5. Educational Resources
6. Admission Process

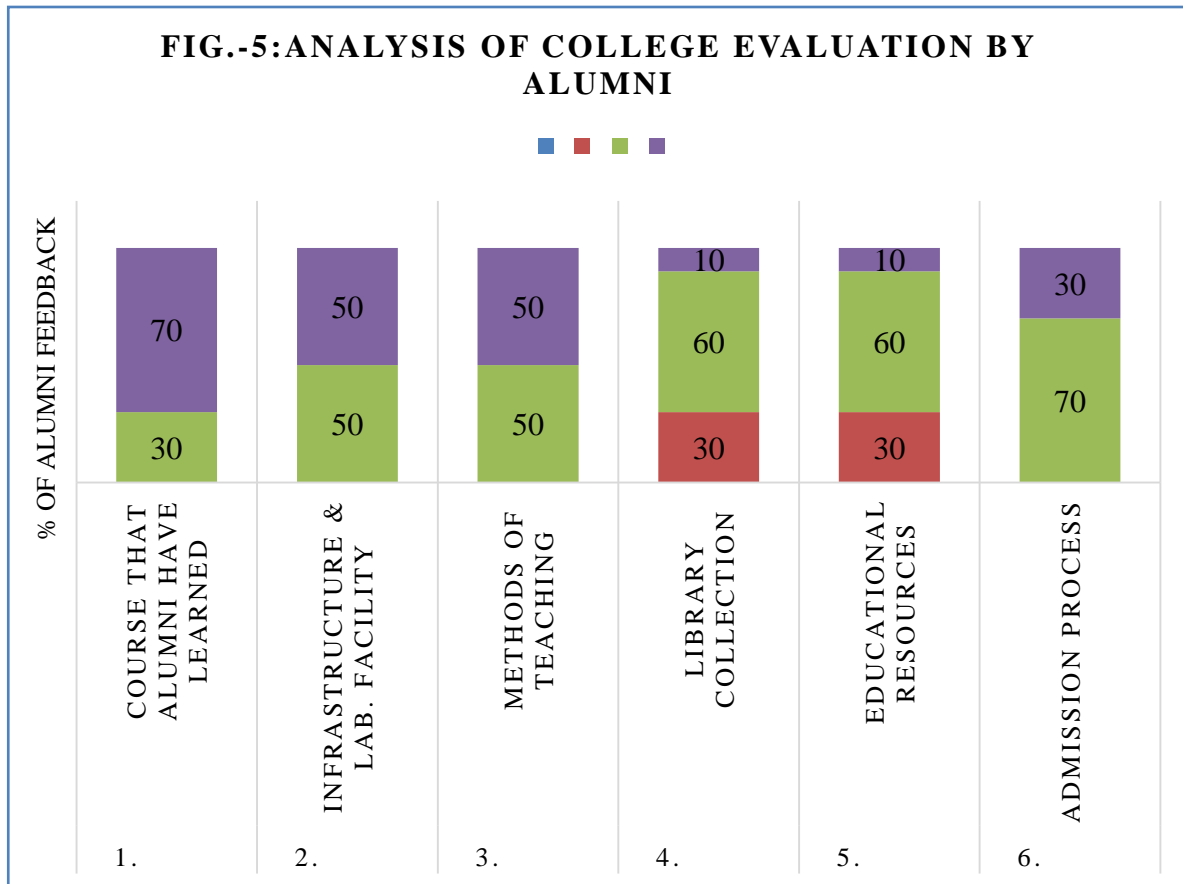


Figure-5 shows that around 10 to 70% alumni of the college have scored excellent to overall six aspects of college. Overall rating analysis of alumni feedback indicate that 30% to 70% alumni have scored college very good. About 50% to 70% alumni assigned excellent score in terms of courses, methods of teaching and infrastructure. About 30 percent students suggested that improve in collection of books in library and available learning resources.

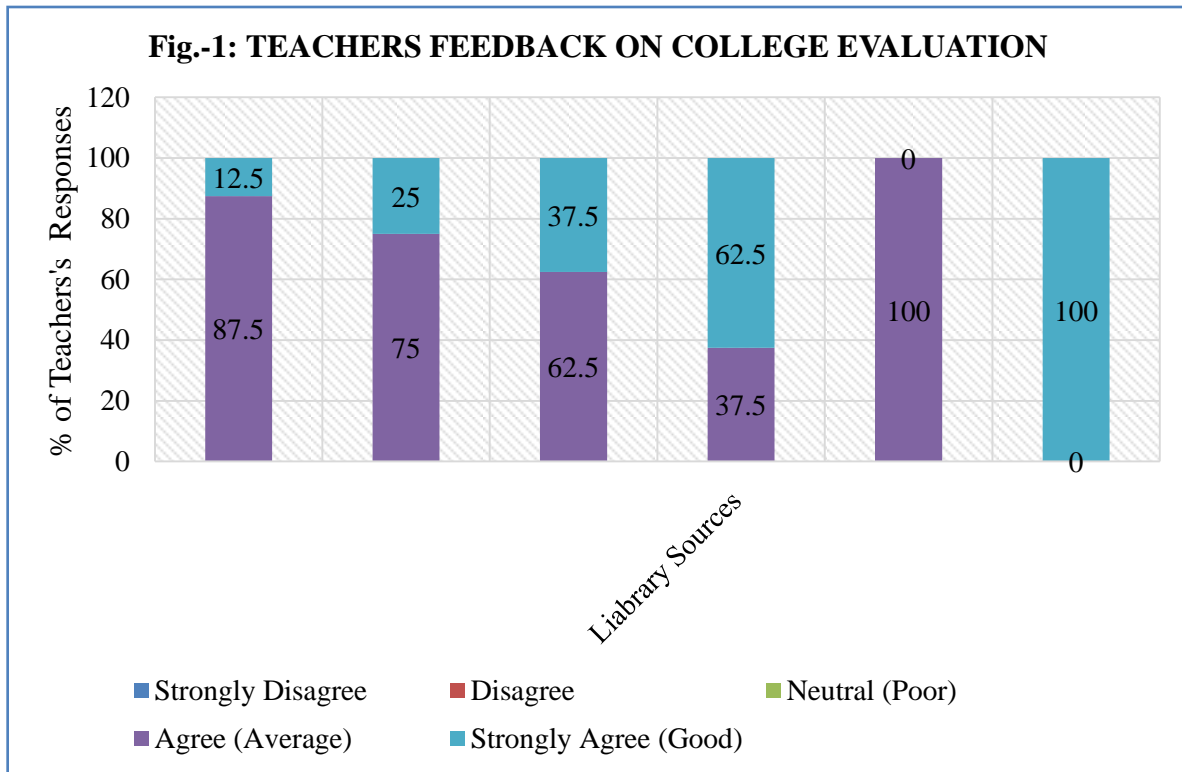
SAMPLE FEEDBACK ANALYSIS
DEPARTMENT OF COMMERCE
ACADEMIC YEAR: 2017-18

1) ANALYSIS OF TEACHERS FEEDBACK ON COLLEGE EVALUATION

Three teachers of the Department of Commerce have given in their eight feedback forms on following six aspects of college .

1. Balance between course and theory .
2. Ability of subjects to increase interest in teaching and subject area .
3. Freedom to adopt new techniques and strategies in teaching .
4. Library sources .
5. Teacher Friendly Administration .
6. Campus is clean and well maintained

Fig. -1 illustrates that teacher ranging between 12.5 to 100% have strongly agree and 37.5% to 100% teachers have agreed in terms of course, syllabus, autonomy to teachers, available library resources and overall college campus. Fig. -1 illustrated that cent percent teachers strongly agreed to teacher friendly administration available in college whereas, cent percent students satisfied and agreed to campus is clean and well maintained by college. More than 62 percent teachers' responses were excellent on library sources. Balance between course and theory. More than 87%, 75% and more than 62 percent teachers were agreed in terms of ability of subjects to increase interest in teaching subject area, freedom to adopt new techniques and strategies in teaching respectively.

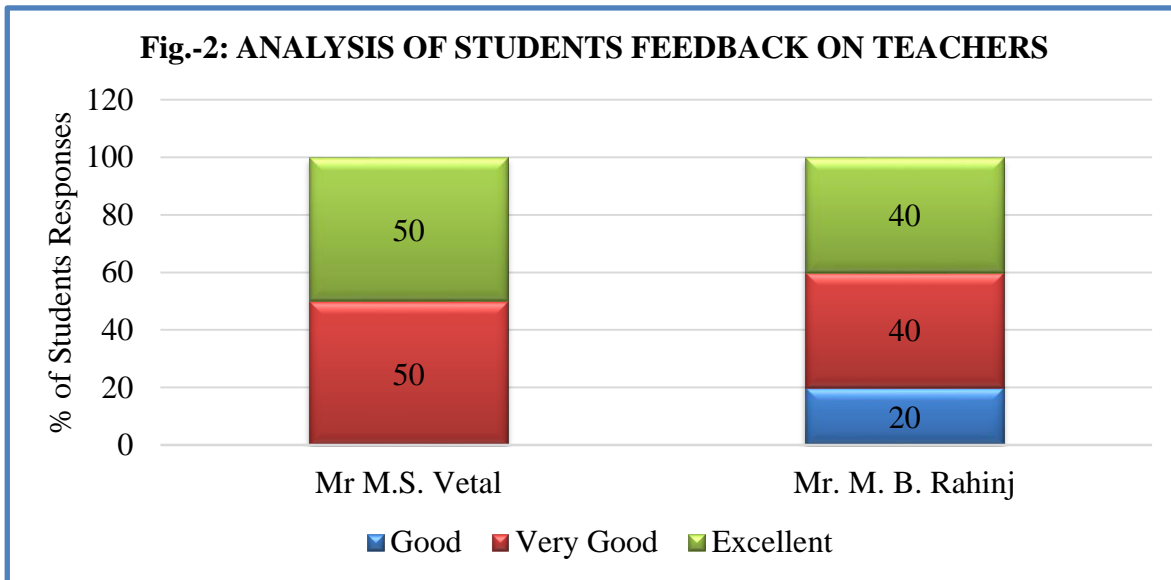


2) ANALYSIS OF STUDENTS FEEDBACK ON TEACHERS

Ten students of the Department of Commerce have given in their feedback on Teaching on following six aspects . Punctuality of Teachers

1. Subject Knowledge
2. Use of Modern teaching aids
3. Linking of subject knowledge with life experience
4. Communication Skill
5. Positive Approach

Fig. -2 clearly illustrates that, 50% students assigned excellent and 50 % students assigned very good score to Mr. M. S. Vetal. About 40%, students assigned each of excellent and very good score and 20% students assigned good score to Mr. M. B. Rahinj. Students of commerce are satisfied with the teaching learning practices undertaken by teaching staff in terms of subject knowledge, use of modern teaching aids, communication skills and positive approach .



3) ANALYSIS OF FEEDBACK ON PHYSICAL FACILITIES

Ten students of the Department of Commerce have given in their feedback on college evaluation on following four aspects .

1. Infrastructure
2. Parking
3. Drinking Water Facility
4. Sanitation Facility

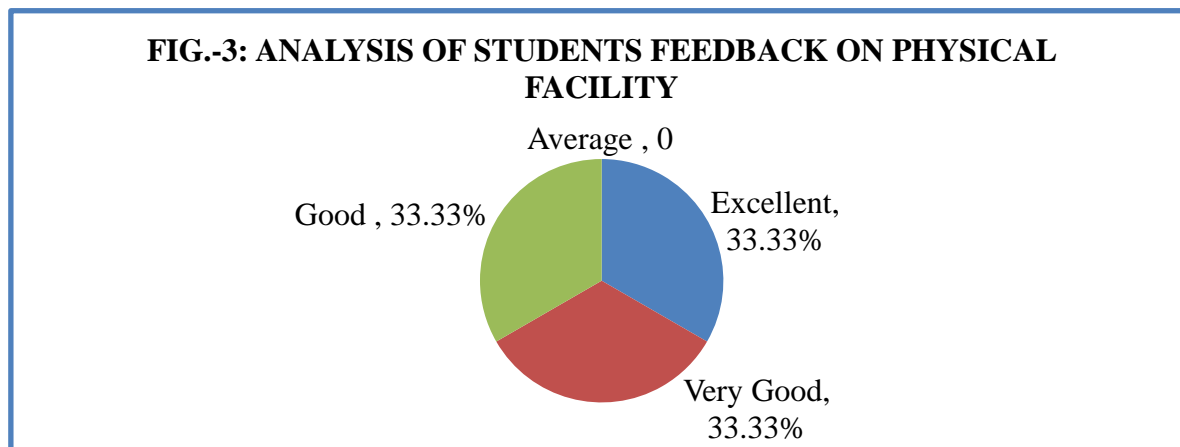


Fig. -3 indicates that around 33 % students have scored each of excellent, very good and good college facilities in terms of infrastructure, parking, drinking water and sanitation facilities. However, some students have suggested to improve drinking water facilities and separate parking for students

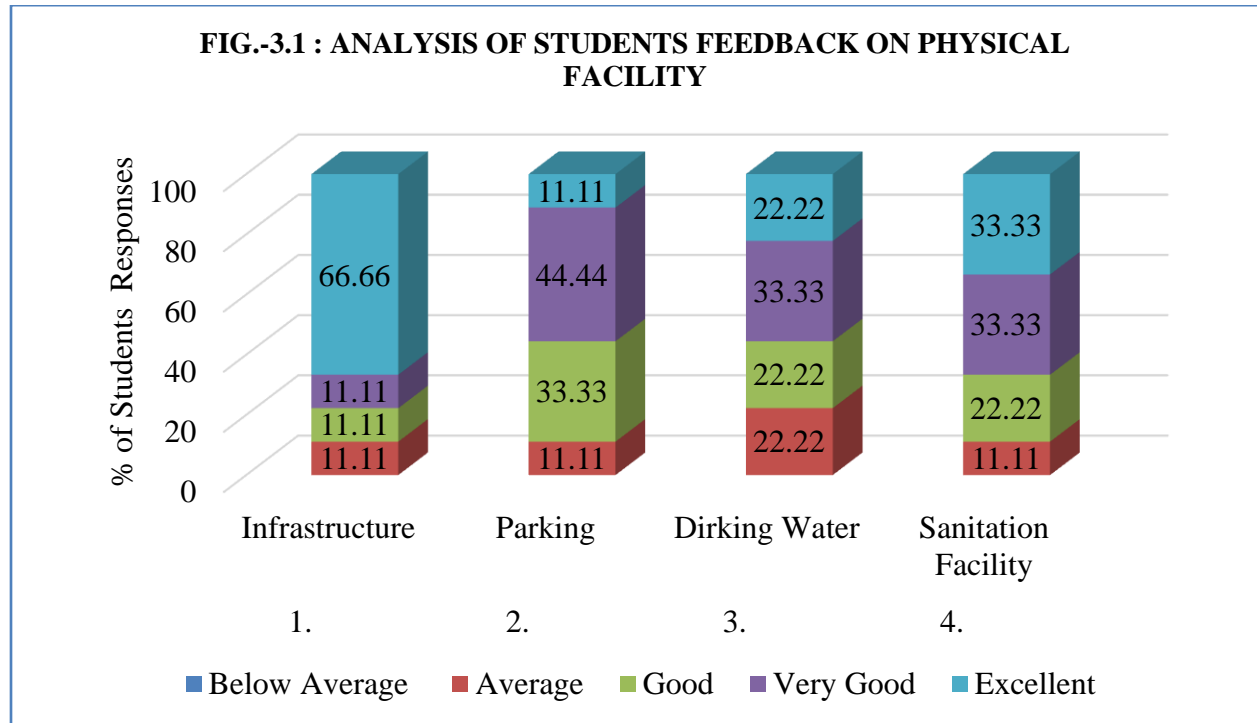


Fig. -3.1 indicates that around 33 % to 66% students have scored each of excellent, about 33.33 to 44.44% students have scored very good and 11.11% to 22.22% students have scored good to college facilities in terms of infrastructure, parking, drinking water and sanitation facilities. However, some students have suggested to improve drinking water facilities for students.

4) ANALYSIS OF PARENTS FEEDBACK ON OVERALL COLLEGE

Parents of 10 students of the Department of Commerce have given in their feedback on overall college evaluation on following nine aspects .

1. College Campus
2. Admission Process
3. College Time

4. Drinking Water facility
5. Library Facility
6. Canteen Facility
7. Discipline
8. Teaching Staff
9. Administrative Staff

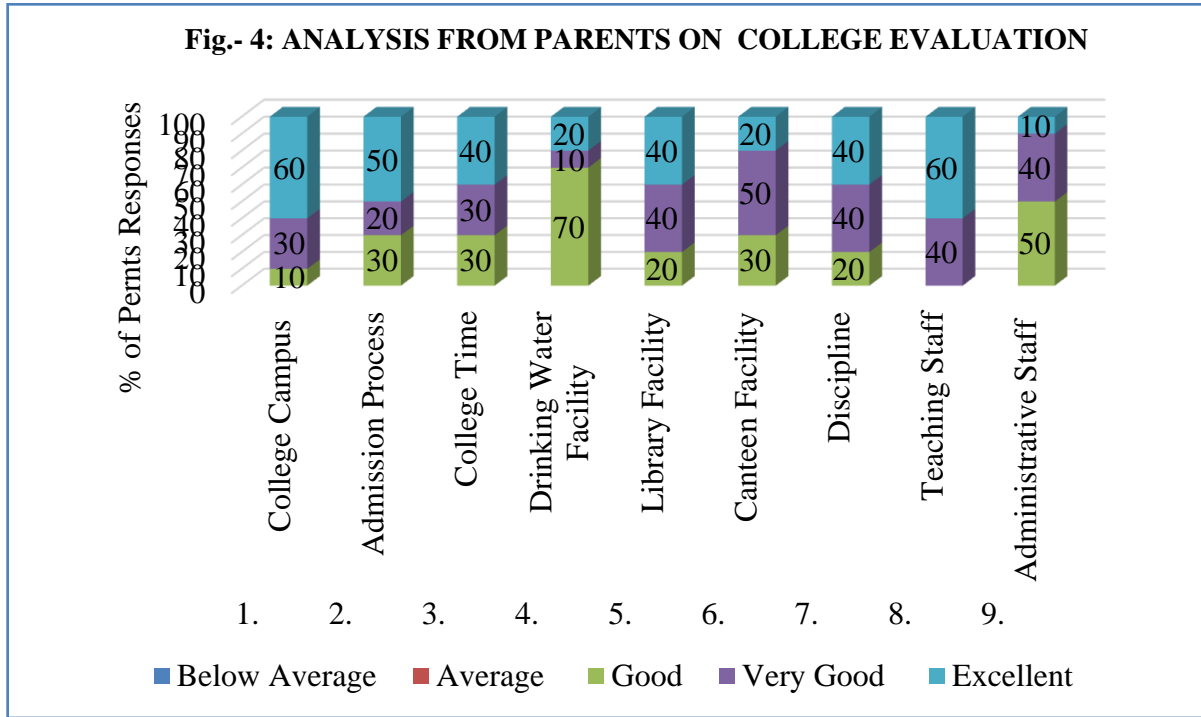


Fig. -4 clearly shows that parents ranging between 10 to 60% have assigned excellent score and ranges between about 20% to 50% parents have assigned very good and 10% to 70% parents have assigned good score with college facilities .

5) ANALYSIS OF ALUMNI FEEDBACK ON COLLEGE EVALUATION :

Nine Alumni of the Department of Commerce have given in their feedback on college in terms of following six aspects .

1. Course that Alumni have Learned
2. Infrastructure and Lab Facility
3. Method of Teaching
4. Library Collection
5. Educational Resources
6. Admission Process

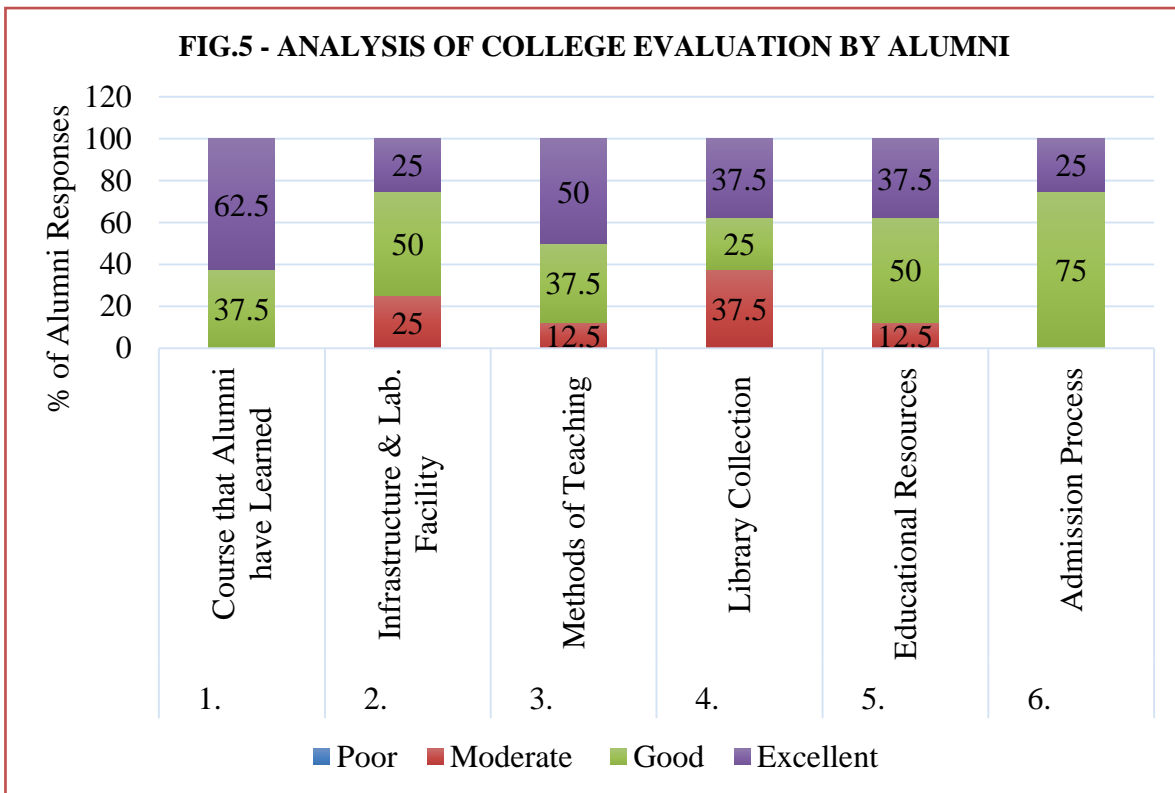


Fig. -5 clearly indicates that alumni ranging between 25% to 62.5 % have expressed their excellent score, 25% to 75% alumni have assigned good and 12.5% percent to 37.5 percent have satisfaction over college .

SAMPLE FEEDBACK ANALYSIS

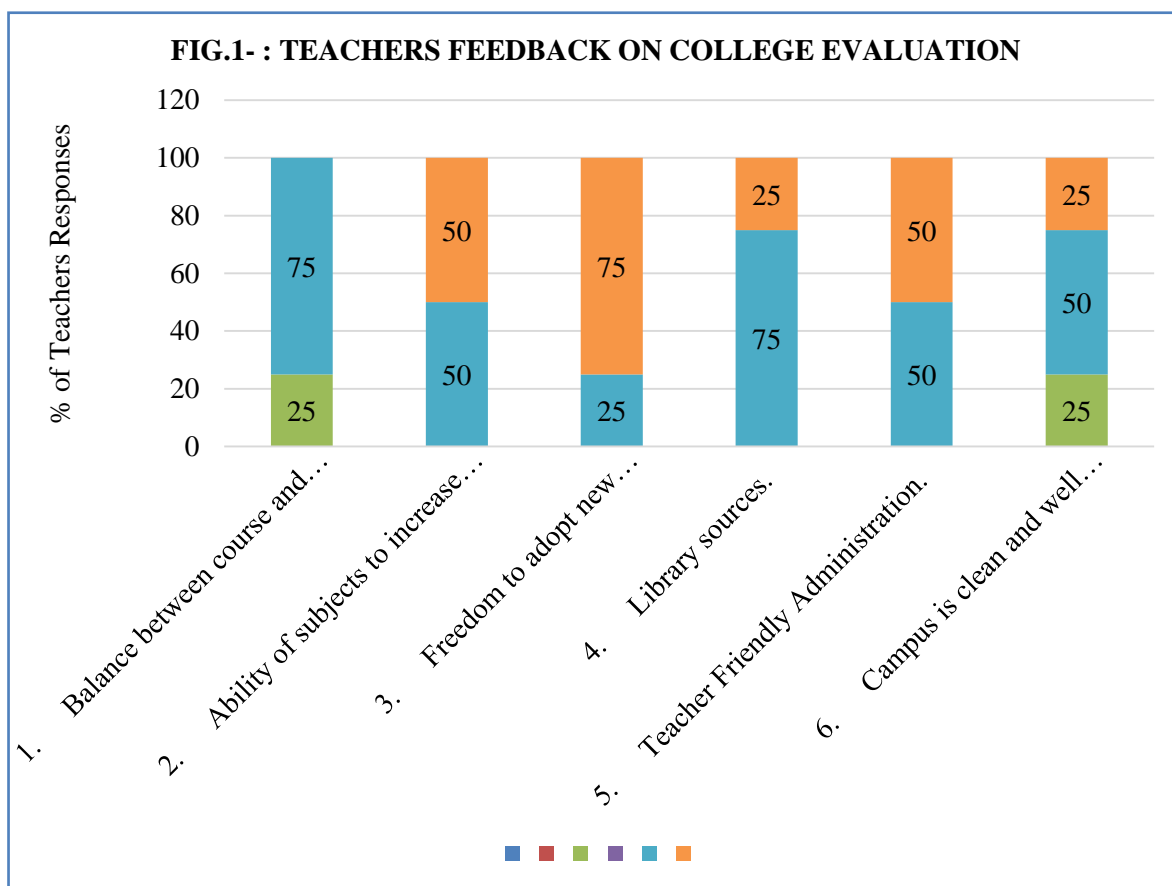
DEPARTMENT OF BBA (CA)

ACADEMIC YEAR : 2017-18

1) ANALYSIS OF TEACHERS FEEDBACK ON COLLEGE EVALUATION

Five teachers of the Department of BBA (CA) have given in their feedback on overall college functioning of the college on following six aspects .

1. Balance between course and theory .
2. Ability of subjects to increase interest in teaching and subject area .
3. Freedom to adopt new techniques and strategies in teaching .
4. Library sources .
5. Teacher Friendly Administration .
6. Campus is clean and well maintained



It is evident from fig . -1 that, 25 to 75% teachers have strongly agreed with overall five aspects mentioned above . Around 25 to 75% teachers have scored it good about above-mentioned aspects of college .

2) ANALYSIS OF STUDENTS FEEDBACK ON TEACHERS

Seven students of Department of BBA (CA) have given in their feedback on teaching by taking into account following six aspects .

- 1) Punctuality of Teachers
- 2) Subject Knowledge
- 3) Use of Modern teaching aids
- 4) Linking of subject knowledge with life experience
- 5) Communication Skill
- 6) Positive Approach

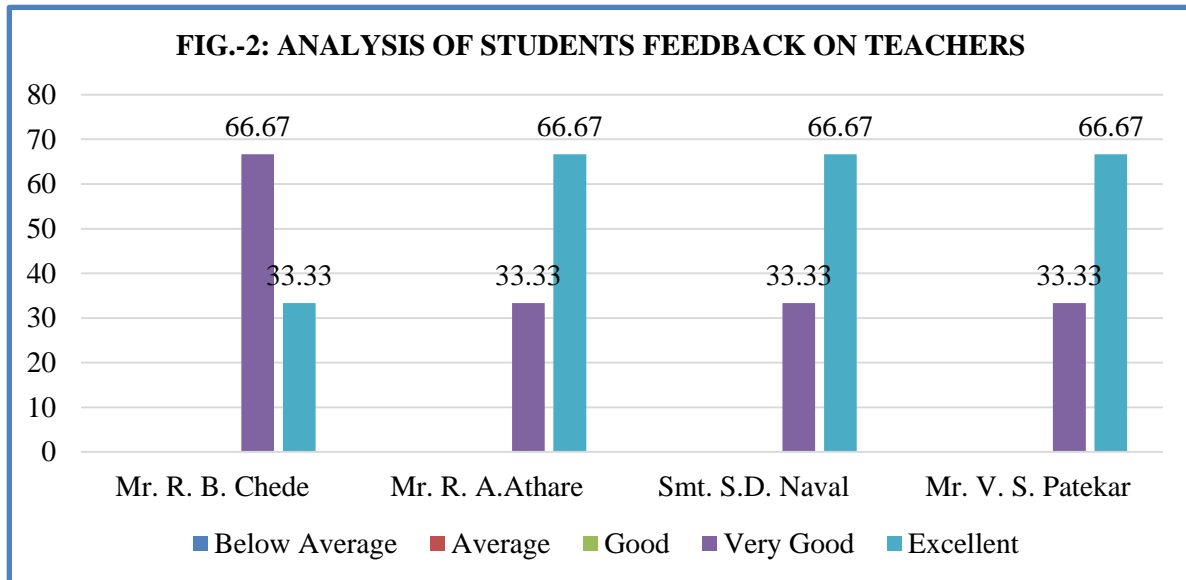


Fig. -2 illustrates that nearabout 67 % students have scored their three teachers namely Mr . R . A . Athare, Smt . S . D . Naval and Mr . V . S . Patekar as excellent on six aspects . About 33 percent students have scored excellent and 67% students have scored very good to Mr . R . B . Chede in terms of above given six aspects .

3) ANALYSIS OF FEEDBACK ON PHYSICAL FACILITIES :

Ten students of the Department of BBA (CA) have given in their feedback on following four aspects of the college .

1. Infrastructure
2. Parking
3. Drinking Water Facility
4. Sanitation Facility

FIG.-4: ANALYSIS OF STUDENTS FEEDBACK ON PHYSICAL FACILITY



FIG.-3.1: ANALYSIS OF STUDENTS FEEDBACK ON PHYSICAL FACILITY

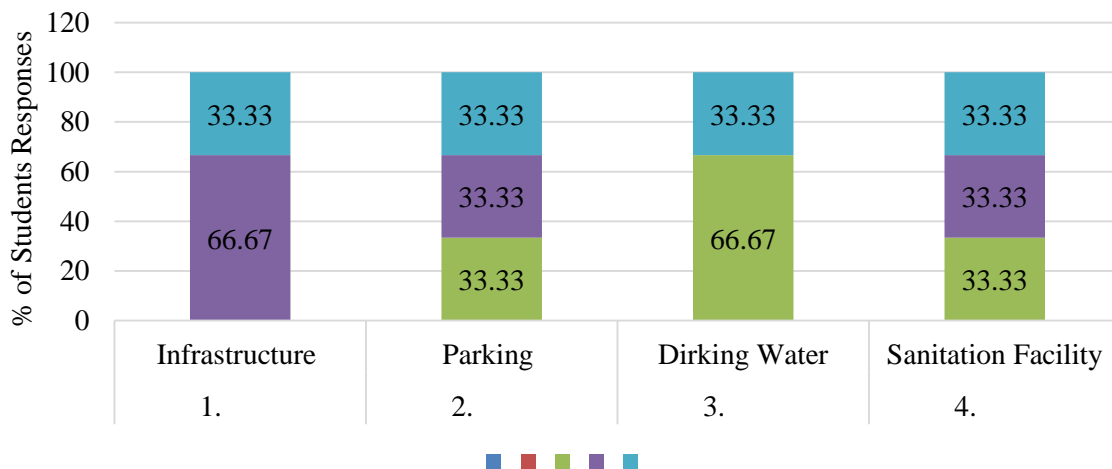


Fig. – 3 shows that 33% students have each of scored physical facilities of college as excellent, very good and good .

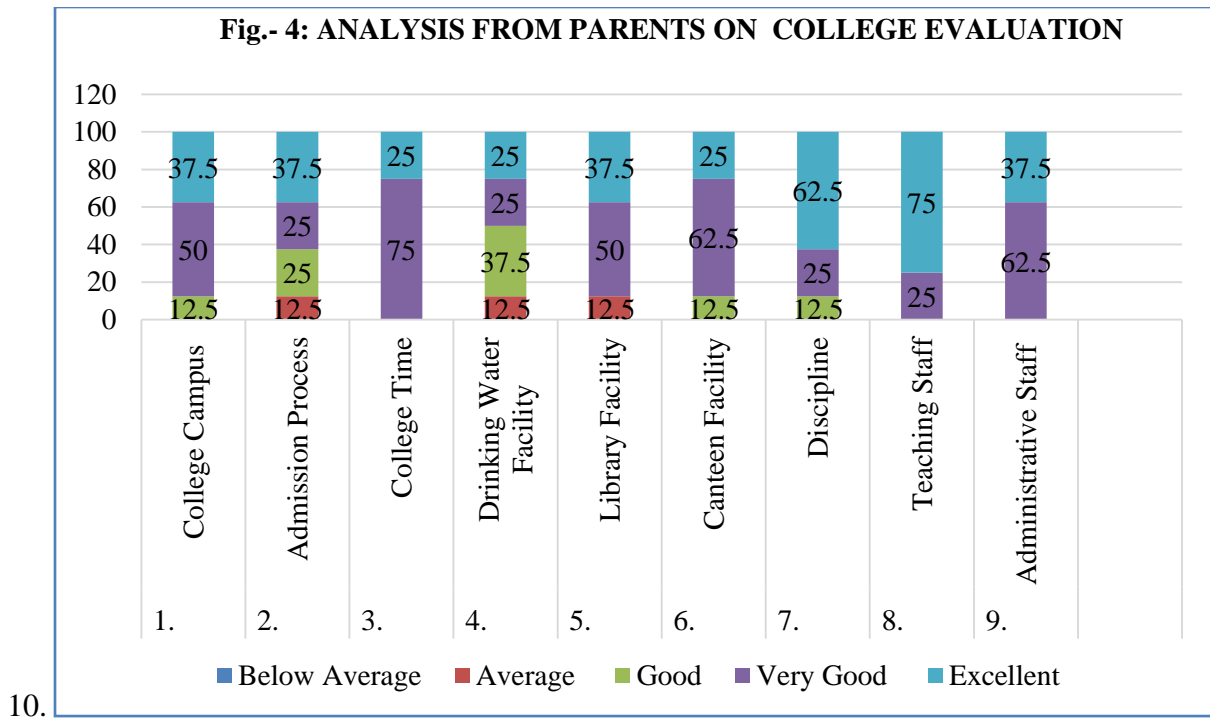
Fig. –3.1 indicates that around 33 % students have scored excellent to Infrastructure, Parking, Drinking Water Facility and Sanitation Facility. About 33.33 to 67% students have scored very good and good score to college facilities in terms of infrastructure, parking, drinking water and sanitation facilities .

5) ANALYSIS OF PARENTS FEEDBACK ON OVERALL COLLEGE

Parents of 07 students of the Department of BBA (CA) were randomly selected to give in their feedback on overall college in terms of following nine aspects .

1. College Campus
2. Admission Process
3. College Time
4. Drinking Water facility
5. Library Facility
6. Canteen Facility
7. Discipline
8. Teaching Staff
9. Administrative Staff

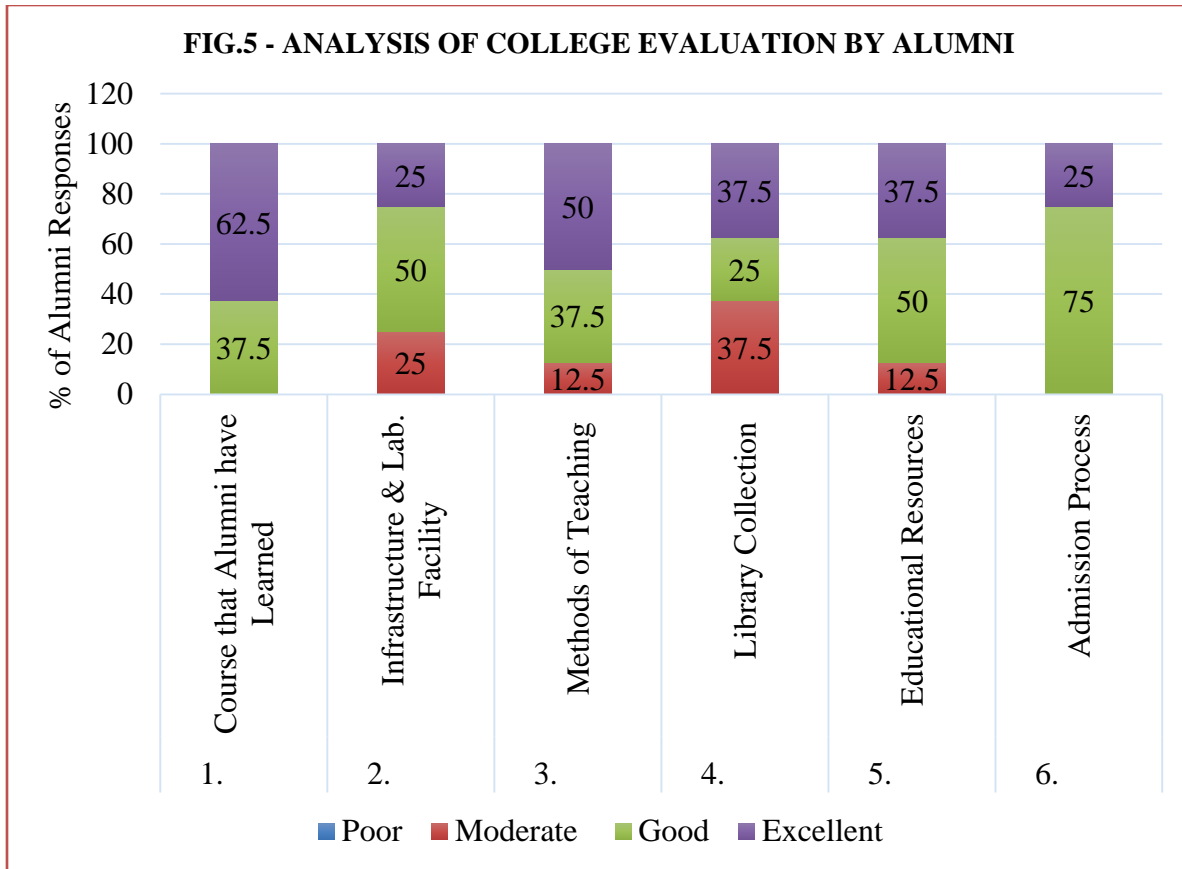
Fig. –4 illustrated parents ranging between 25 to 37.5 % have scored college as excellent in terms of above mentioned nine aspects whereas 25 to 75% parents have scored it very good. 12.5 to 37.5 % parents are have given in good score to the overall college functioning .



4) ANALYSIS OF ALUMNI FEEDBACK ON COLLEGE EVALUATION :

Seven Alumni of the Department of BBA (CA) have given in their feedback on college in terms of following six aspects .

1. Course that Alumni have Learned
2. Infrastructure and Lab Facility
3. Method of Teaching
4. Library Collection
5. Educational Resources
6. Admission Process



It is evident from fig. -5 that, excellent score is given by about 25 to 62.5 percent alumni and about 25 to 75 percent alumni have scored it good in terms of above mentioned six parameters. Some of them suggested to install a greater number of LCD projectors in the classrooms so as teaching learning process would become more efficient and effective.

SAMPLE FEEDBACK ANALYSIS
DEPARTMENT OF CHEMISTRY
ACADEMIC YEAR : 2019-20

1) ANALYSIS OF TEACHERS FEEDBACK ON COLLEGE EVALUATION

Twenty teachers of the Department of Chemistry have given in their feedback on overall college evaluation in terms of following six aspects .

1. Balance between course and theory .
2. Ability of subjects to increase interest in teaching and subject area .
3. Freedom to adopt new techniques and strategies in teaching .
4. Library sources .
5. Teacher Friendly Administration .
6. Campus is clean and well maintained

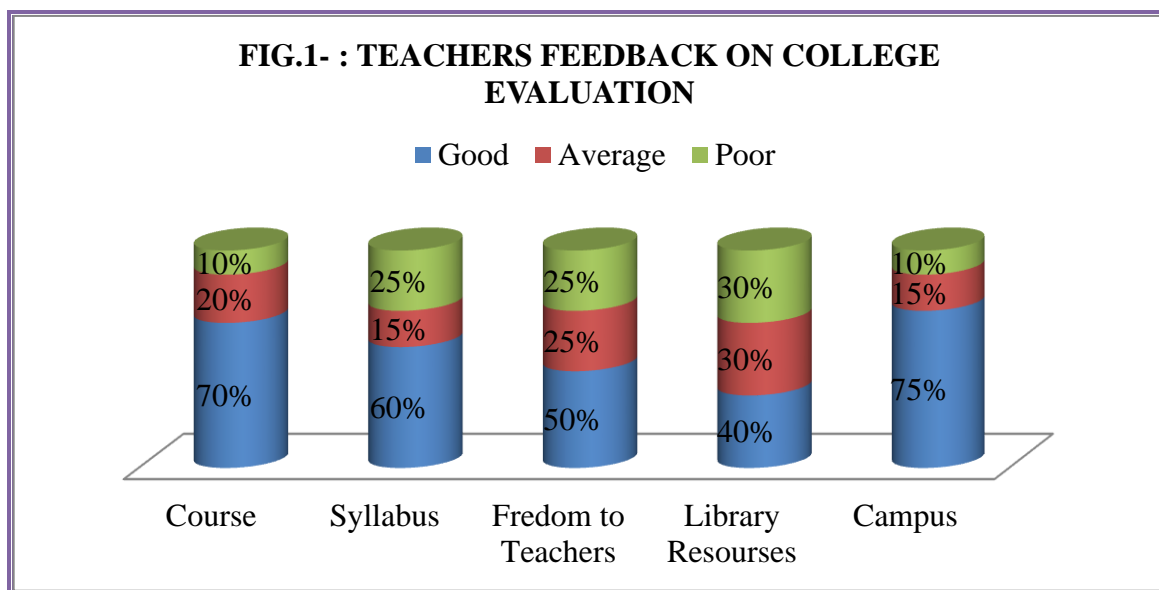


Fig -1 depicts that about 40 to 70 percent teachers' have scored college as good in terms of above mentioned six parameters, whereas 15 % to 30% teachers have expressed their satisfaction by scoring it average .

2) ANALYSIS OF STUDENTS FEEDBACK ON TEACHERS' EVALUATION :

Thirty-three students of the Department of Chemistry have given in their feedback on ten Teaching faculty in terms of following six aspects .

1. Punctuality of Teachers
2. Subject Knowledge
3. Use of Modern teaching aids
4. Linking of subject knowledge with life experience
5. Communication Skill
6. Positive Approach

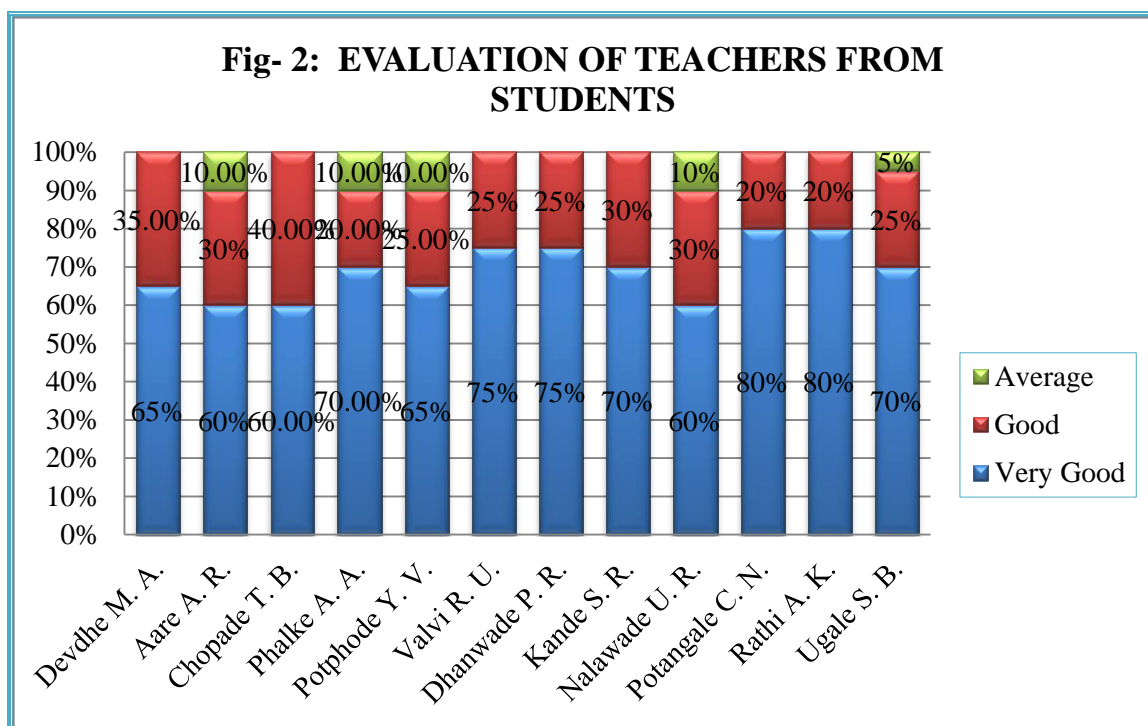


Fig. -2 represents that, students ranging between 60 to 80% have scored their teachers as very good in terms of subject knowledge, communication skills, positive approach, use of innovative pedagogy and punctuality. Besides this, 25 to 40% students have scored teaching methods employed by teachers as good.

3) ANALYSIS OF FEEDBACK ON PHYSICAL FACILITIES :

Twenty students of the Department of Chemistry have given their feedback on physical facilities in the college in terms of following four aspects .

1. Infrastructure
2. Parking

- 3. Drinking Water Facility
- 4. Sanitation Facility

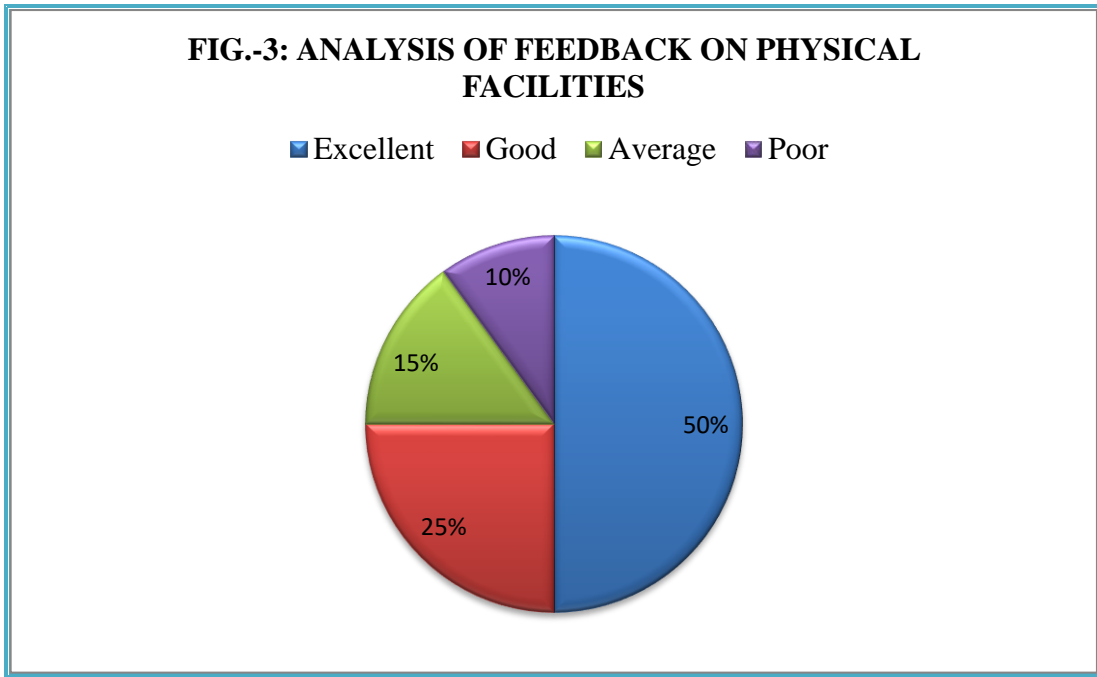


Fig . – 3 shows that 50 percent students have scored physical facilities in the college as excellent and students and 25 % students have scored physical facilities as good whereas 15 % students have scored it as average and satisfactory about college facilities .

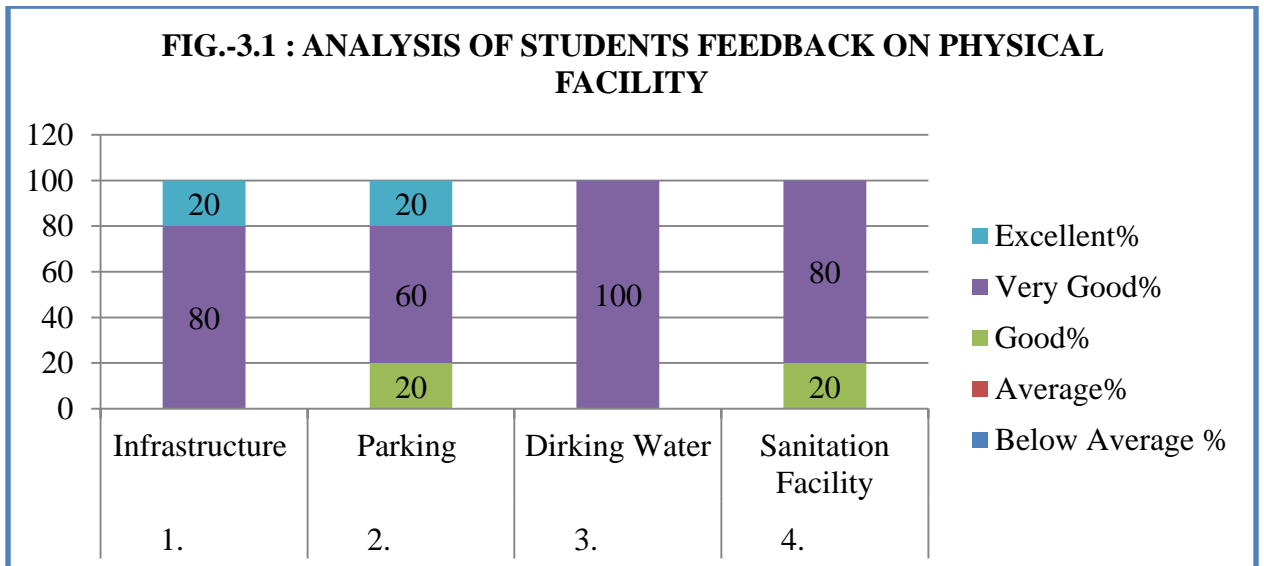


Fig. -3.1 represents that, students ranging between 60 to 100% have scored as very good in terms of Infrastructure, parking, drinking Water Facility and Sanitation Facility. Good score given by 20 percent students to each of parking and sanitation facilities. Excellent score given by 20 percent students to each of infrastructure and parking facility.

4) ANALYSIS OF PARENTS FEEDBACK ON OVERALL COLLEGE

Parents of 10 students of the Department of Chemistry were selected to give in their feedback on overall functioning of the college at random. They have given in their feedback on following nine aspects of the college

1. College Campus
2. Admission Process
3. College Time
4. Drinking Water facility
5. Library Facility
6. Canteen Facility
7. Discipline
8. Teaching Staff
9. Administrative Staff

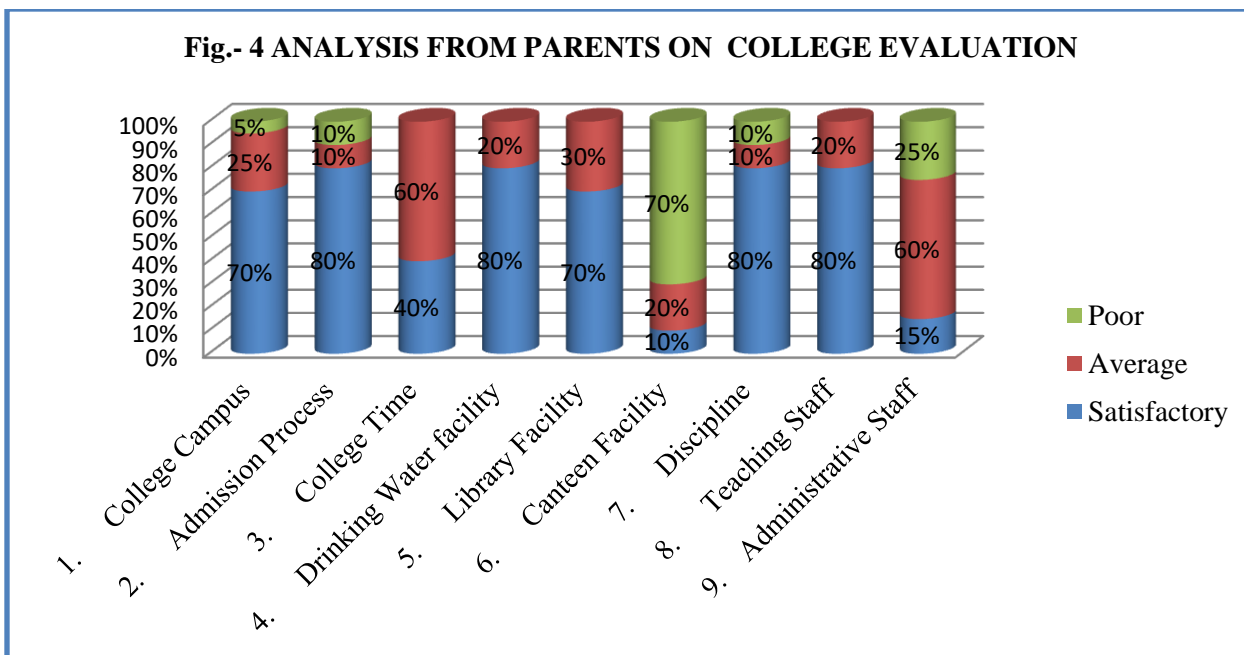


Fig. -4 depicts that, parents ranging between 10 to 70% have expressed their satisfaction about overall functioning of the college by scoring it as satisfactory in terms of above mentioned nine aspects. Around 10% to 60% parents have scored it as average. About 70% and 25% parents have scored poor to canteen facility and college administration. Therefore, attention to be paid by college on for improvement in both the facilities.

5) ANALYSIS OF ALUMNI FEEDBACK ON COLLEGE EVALUATION :

Ten Alumni of the Department of Chemistry have given in their feedback on following aspects of the college.

1. Course that Alumni have Learned
2. Infrastructure and Lab Facility
3. Method of Teaching
4. Library Collection
5. Educational Resources
6. Admission Process

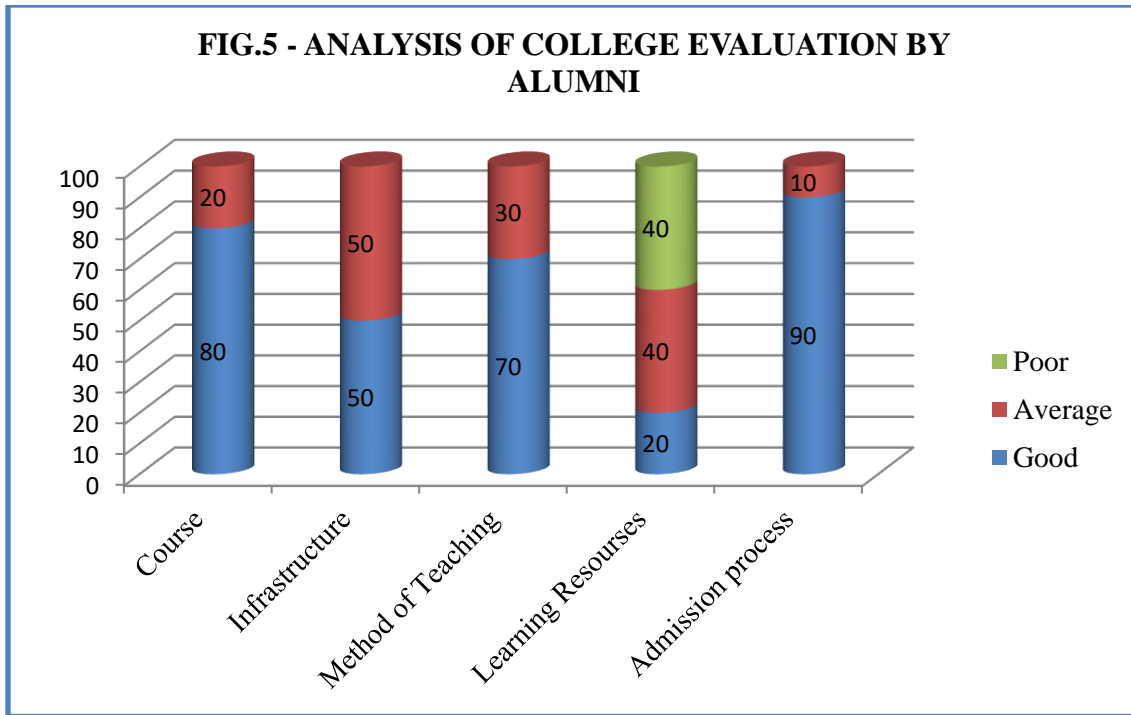


Fig. -5 represents the analysis of feedback given by Alumni in terms of courses, methods of teaching, infrastructure, learning resources and admission process. Around 20 to 90% alumni have scored it as good whereas 20% to 50% alumni have scored it as average. Alumni suggested that improvement require in learning resources.

SAMPLE FEEDBACK ANALYSIS
DEPARTMENT OF BACHELOR OF COMPUTER SCIENCE (BCS)
ACADEMIC YEAR: 2017-18

1) ANALYSIS OF TEACHERS FEEDBACK ON COLLEGE EVALUATION

Six teachers of the Department of Computer Science have given in their feedback on overall college functioning in terms of following aspects .

1. Infrastructure
2. Sanitation (Toilet /Washroom are clean and properly maintained)
3. Classroom cleaning
4. Library Facility
5. College freedom to adopt technique

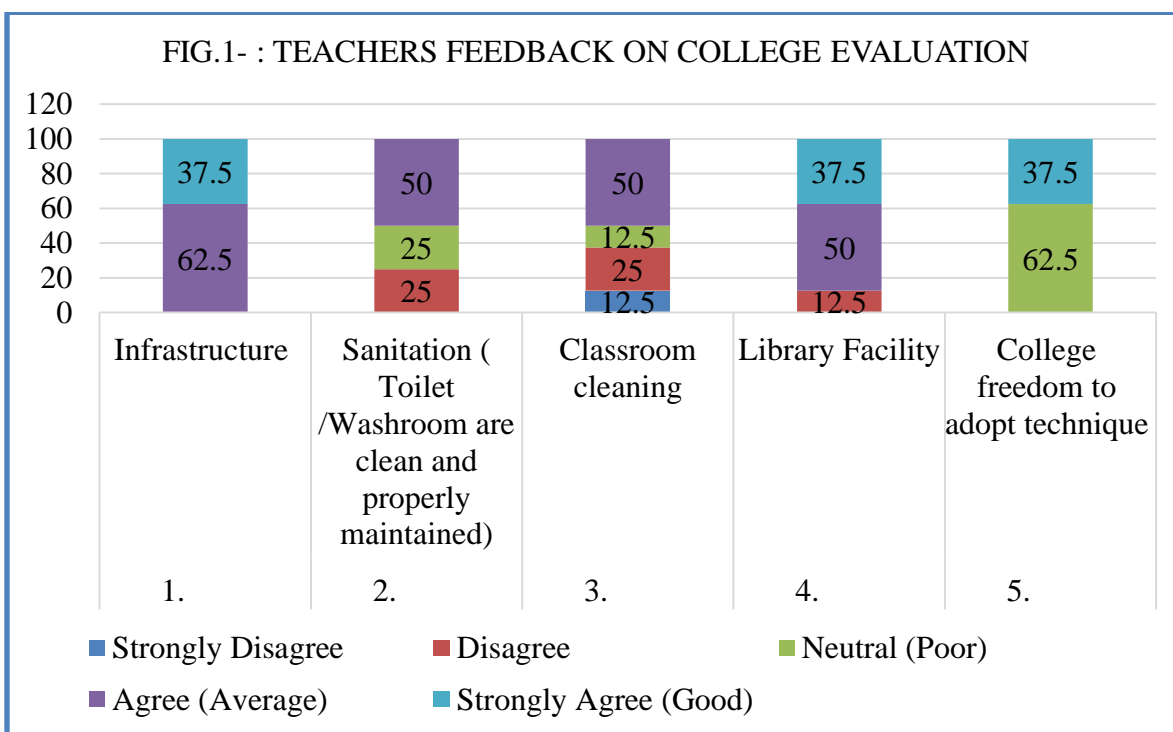


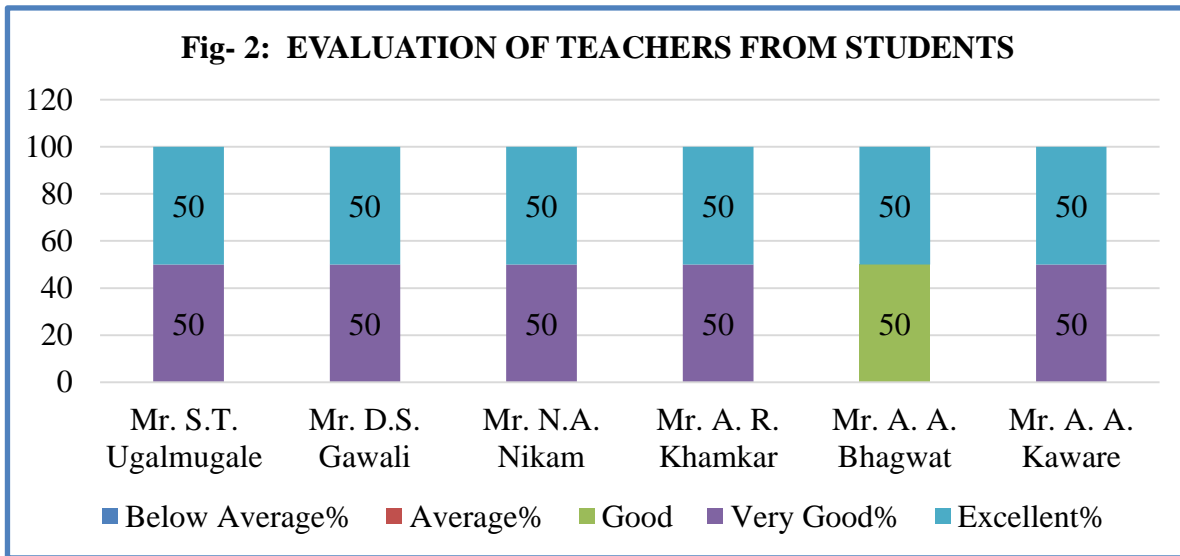
Fig . -1 represents the strong agreement of near about 37 % of teachers and between 50% to 62% agree with college in terms of above-mentioned parameters such as infrastructure,

library facility and college freedom to teachers adopt new technique . At the same time, some 62.5 % of them remained neutral on the college freedom to teachers adopt new technique . About 25% of teachers not agree with sanitation and classroom clean and properly maintained .

2) ANALYSIS OF STUDENTS FEEDBACK ON TEACHERS

Twelve students of department of Computer Science gave their feedback on 6 Teaching faculty in terms of following aspects .

1. Punctuality of Teachers
2. Subject Knowledge
3. Use of Modern teaching aids
4. Linking of subject knowledge with life experience
5. Communication Skill
6. Positive Approach



As per Fig . 2, students ranging between 50 % have scored their five teachers as excellent and 50 % have scored very good in terms of punctuality, subject knowledge, use of innovative teaching aids, communication skill, and positive approach . About 50% students have scored teacher viz, Mr . A . A . Bhagwat, as excellent and 50% students scored good .

3) ANALYSIS OF FEEDBACK ON PHYSICAL FACILITIES :

Nine students of department of Computer Science gave their feedback on college evaluation. Feedback is taken on following aspects .

1. Infrastructure
2. Parking
3. Drinking Water Facility
4. Sanitation Facility

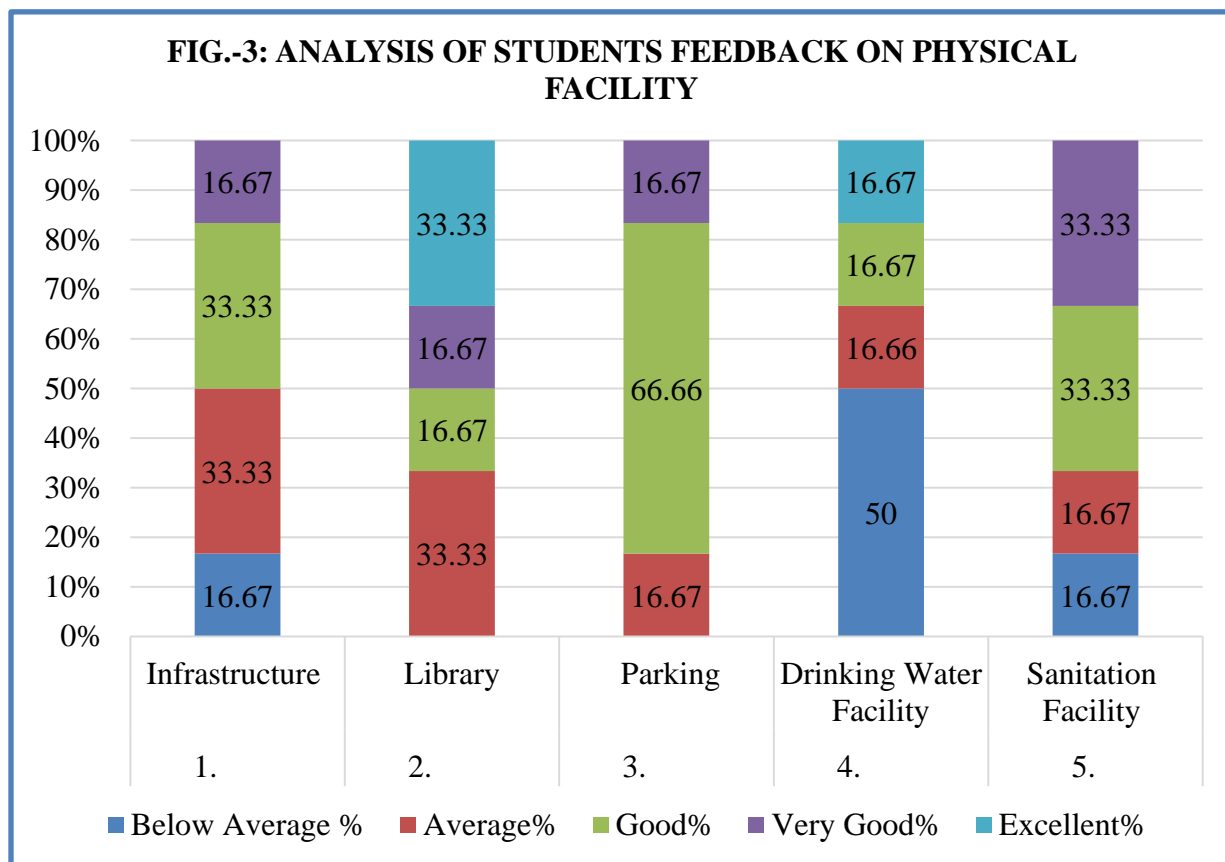
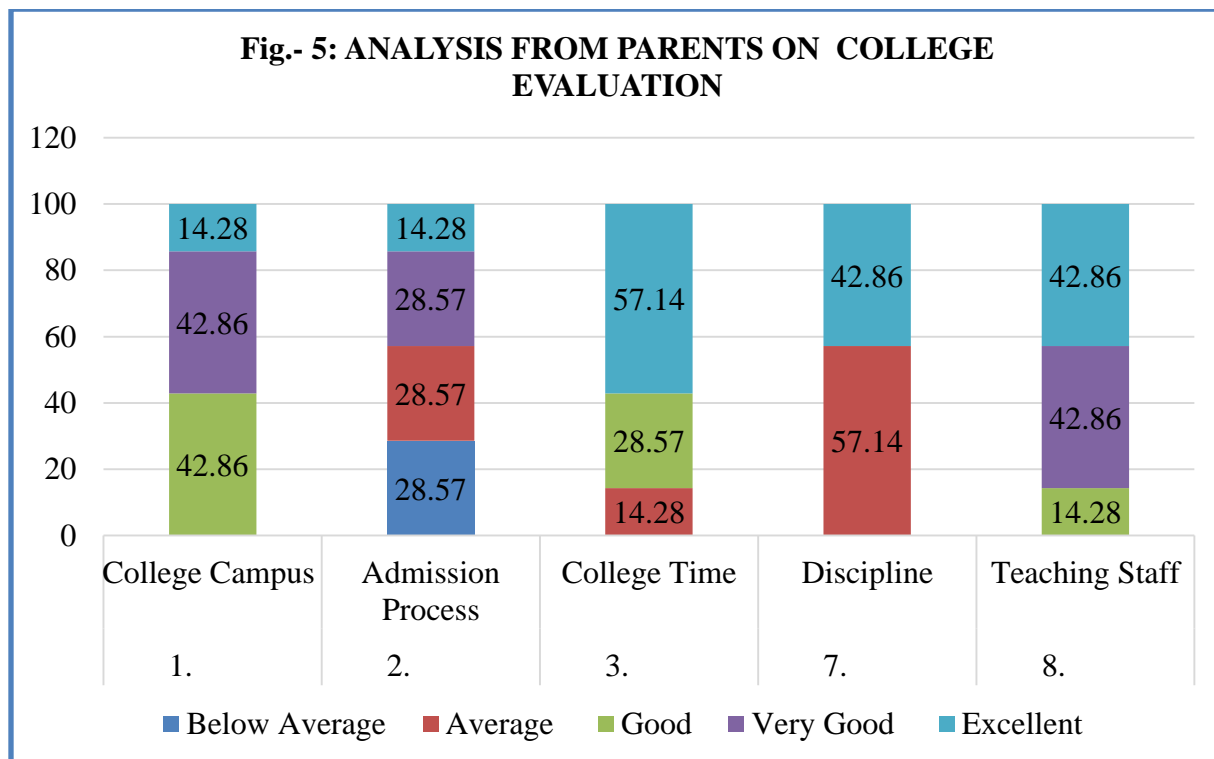


Fig. -3 shows that about near about 17 % and to about 33 percent students assigned excellent score to physical facility such as drinking water and library. Near about 17 to 67% Students assigned good and ranging between 17 to 33% students have scored physical facilities in the college as satisfactory means average score and whereas 17 to 50 % have assigned below average score.

4. ANALYSIS OF PARENTS FEEDBACK ON OVERALL COLLEGE

Parents of 8 students of Department of Computer Science have given in their feedback on following aspects of the college .

- 1) College Campus
- 2) Admission Process
- 3) Teaching Staff
- 4) College Timing
- 5) Discipline



The analysis Fig. -4 represents that around 14 to 43 % parents have scored good to functioning of the college timing, campus and staff . While 14 to 57% parents have scored it as excellent in terms of college facilities, timing, campus and admission process . Discipline and admission process is as average and need it to improve by college administration

5) ANALYSIS OF ALUMNI FEEDBACK ON COLLEGE EVALUATION :

Three Alumni of the Department of Computer Science have given in their feedback on overall functioning of the college in terms of following aspects .

1. Course that Alumni have Learned
2. Infrastructure and Lab Facility
3. Method of Teaching
4. Library Collection
5. Educational Resources
6. Admission Process
7. Overall Rating

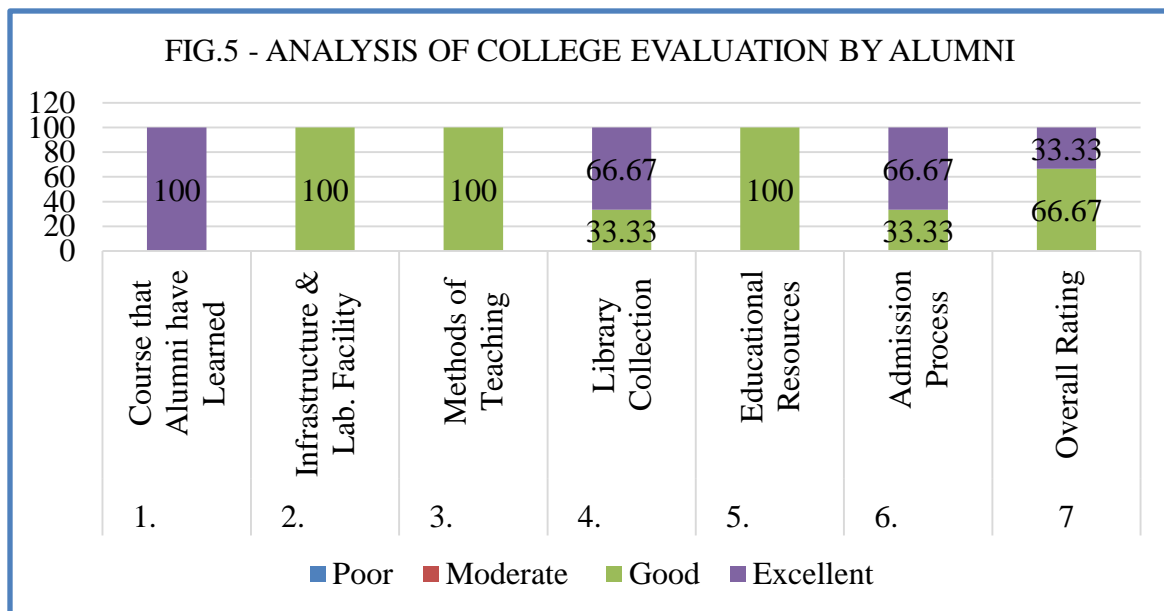


Fig. -5 indicates that 33 to 100% alumni of the college have scored its overall functioning in terms of infrastructure, methods of teaching, library resources, and admission process as good . While alumni ranging between 33 to 100% alumni have scored it as excellent in terms of courses, library resources and admission . About 33 percent alumni of the college have scored its overall functioning is excellent and around 67% have scored it as good .



PRINCIPAL
New Arts Commerce & Science College
Shevgaon, Dist. Ahmednagar